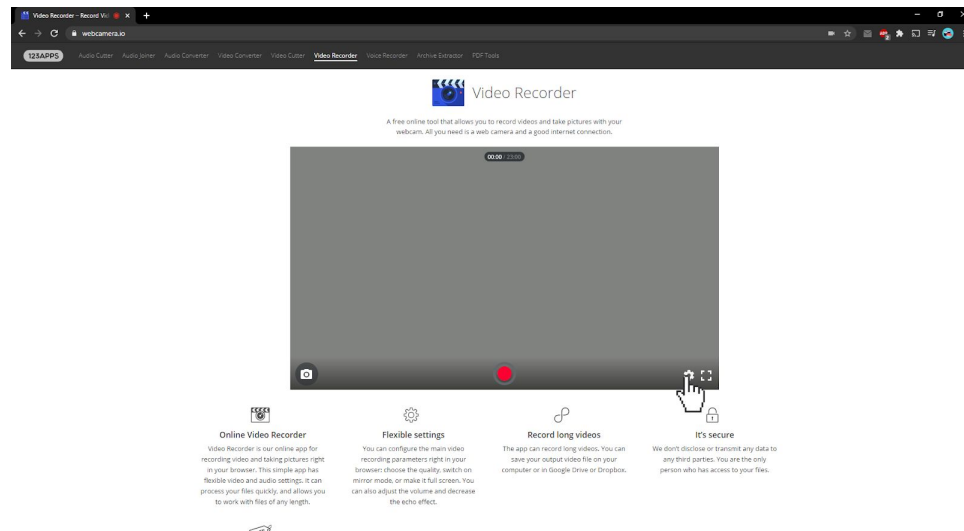
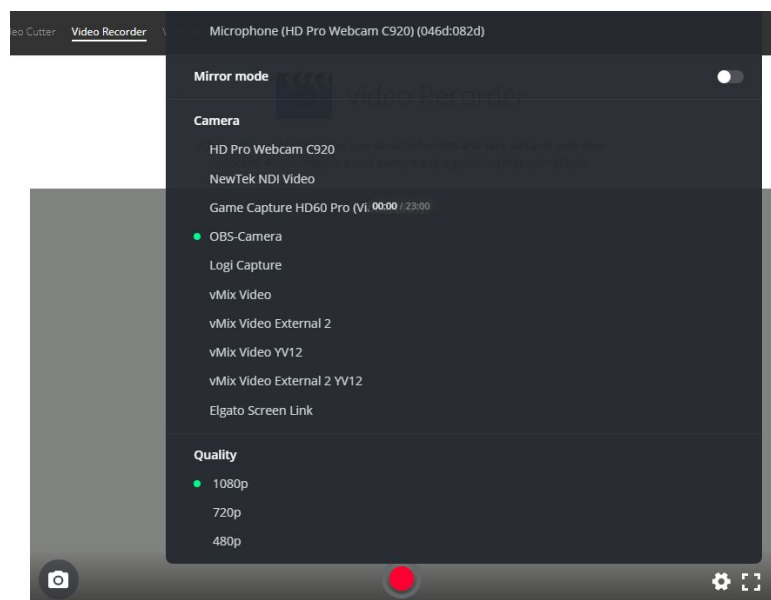


How to record a presentation (camera only)?

1. Enter the [webcamera.io](https://www.webcamera.io)
2. Allow the webpage to access your webcam and microphone.
3. Ensure that the correct video device is set by clicking the settings button in bottom right corner.



4. Set the highest quality mode possible (1080p or 720p). The highest resolution depends on the hardware you are using.

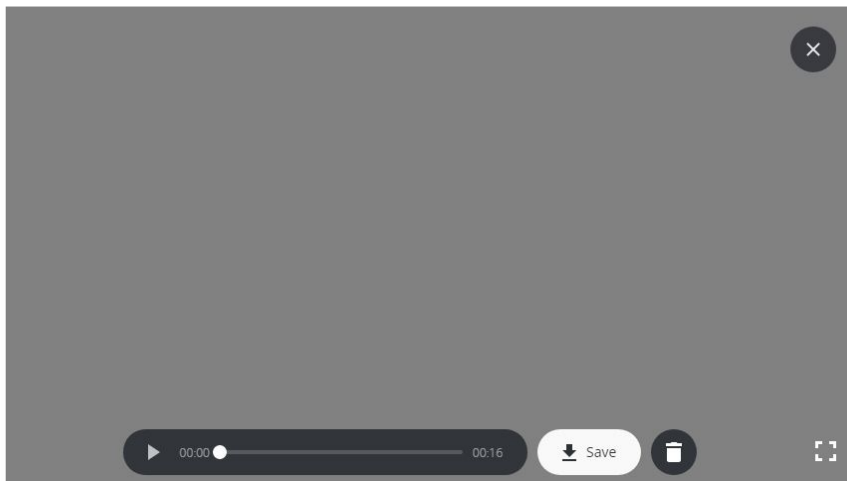


5. Press the red button in the middle of the screen to start the recording.
6. Press the red button again to end the recording.
7. Press **save** to download the recording to your computer.



Video Recorder

A free online tool that allows you to record videos and take pictures with your webcam. All you need is a web camera and a good internet connection.



8. Enter [wetransfer.com](https://www.wetransfer.com) and upload the downloaded video. After the upload process, copy the link and provide it to our AV Team.